



TECO[®] Vitellogenin ELISA System in Fish

The world first test application in epidermal mucus

Repeated, non-invasive, non-destructive sampling

Following the “Three R’s principle” (Replacement, Reduction, Refinement)

Sampling method of choice for outdoors projects

Broad range of Vitellogenin ELISAs

Vitellogenin ELISAs for different species

REACH test kit configurations to cover regulatory requirements

Ultra Sensitive Vitellogenin ELISA kits

Multiple applications for TECO[®] Vitellogenin ELISAs

Covering more than 37 fish species (including marine fish)

Different sample types: Mucus, gill swab, blood, different homogenates

Vitellogenin determination in juvenile, male and female fish, cell culture

Chemical testing according to OECD Guidelines

Environmental and ecotoxicological testing

always your partner

Introduction

Vitellogenin in fish is an estrogen induced yolk precursor protein mainly synthesized in the liver to be deposited in the maturing oocytes, where it is split in the yolk proteins lipovitellin1, lipovitellin 2 and phosvitin. These yolk proteins serve as nourishment storage for the developing embryos. Due to the estrogen-dependence synthesis and the significance in the nutrition of the offspring, vitellogenin is considered as a typical “female protein”.

As male and juvenile fish do hardly produce any estrogens, the vitellogenin levels are quite low. Non-physiological induction of vitellogenin in these fish is thought to indicate an estrogen mediated endocrine disruption. Therefore vitellogenin determination is one of the core endpoints in screening and testing for endocrine disrupting chemicals standardized in the OECD Guidelines for the testing of chemicals for estrogenic activity (1,2,3).

Vitellogenin is a cleavable precursor of the yolk proteins (see above) and therefore a very unstable protein. For this reason samples have to be frozen immediately after sampling.

Normally vitellogenin is measured in blood samples or whole body homogenate (WBH) - both sample types require invasive and destructive treatment of the fish. Blood is difficult to collect, in particular where very small fish are concerned, or in approaches where the animals must survive sampling (5).

While the processing of blood samples is not a problem in the laboratory, the centrifugation and freezing of blood samples are difficult to organize in ecotoxicological studies outdoors.

Recently different studies have shown, that vitellogenin can also be determined in the epidermal mucus of fish (4,6). The vitellogenin concentrations in mucus are significantly lower compared to blood and homogenates. Therefore suitable methods for mucus collection and vitellogenin determination are required.

The TECO Vitellogenin System is unique as it includes a validated mucus collection set for gentle and effective mucus sampling and also adapted high sensitive laboratory assays.

The TECO Vitellogenin System in epidermal mucus offers following advantages:

- Simple and highly standardized sampling technique and sample preparation;
- Non-invasive and non-destructive sampling procedure;
- Minimum 2 samples per fish at one time;
- Several subsequent samplings possible;
- Defined matrix without protease contamination caused by non-target tissues or lymphatic fluid;
- **Optimal procedure to obtain vitellogenin samples outdoors**
 - a) Mucus Collection Set for fast and simple sampling
(all components required to collect the samples are included);
 - b) Mucus samples can be frozen immediately after collection on dry ice.

TECO® Mucus Collection Set (TE1034)

The Mucus Collection Set includes validated swabs, sample tubes, a sample tube rack, a kit instruction and a specifically designed extraction buffer for usage in TECO® Vitellogenin ELISAs. The Mucus Collection Set is a validated tool for repeatable non-invasive/non-destructive sampling of epidermal mucus for vitellogenin determination.

Patent submitted (PCT/DE2014/100161)

Procedure

1. Collect the epidermal mucus by swabbing the fish from head to tail



2. Transfer the swab tip into the vial by breaking the swab at designed breaking point



3. Store the mucus loaded swab tip at -20°C until the ELISA test is performed

Additional test applications in epidermal mucus using the TECO® Mucus Collection Set

- ✓ **Cortisol:** Stress marker (TECO®Mucus-Cortisol EIA, TE 1052)
- ✓ **Hyaluronic Acid:** Possible marker for liver toxicity (specific protocol for mucus application in TECO®Hyaluronic Acid ELISA, TE 1018-2)

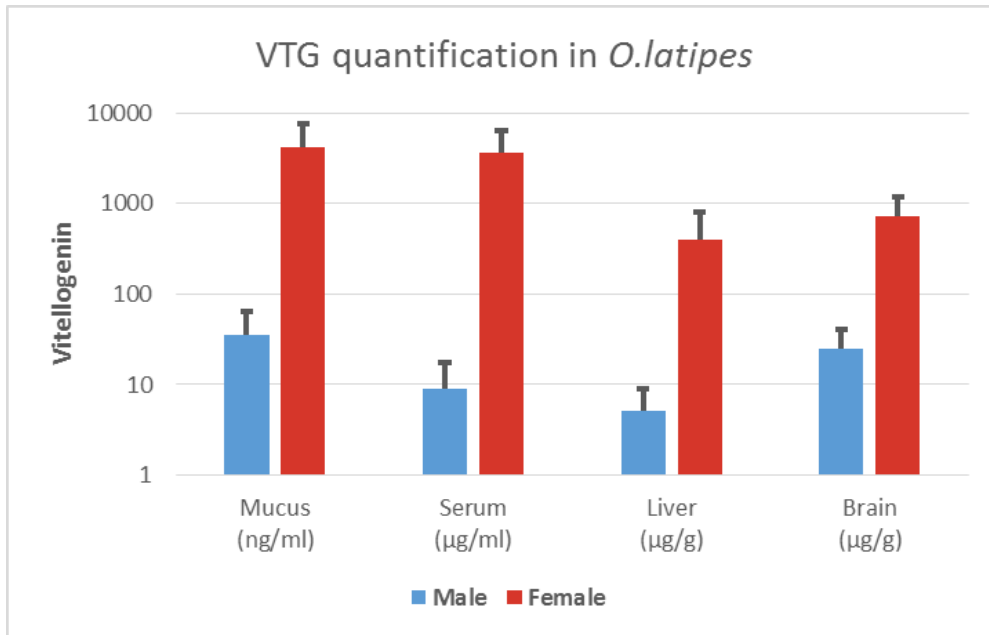
TECO® Vitellogenin ELISA

The TECO® Vitellogenin assays are validated using different sample types. Results from different exposition experiments and experiments in the field are presented below.

Vitellogenin level in different sample types of male and female fish

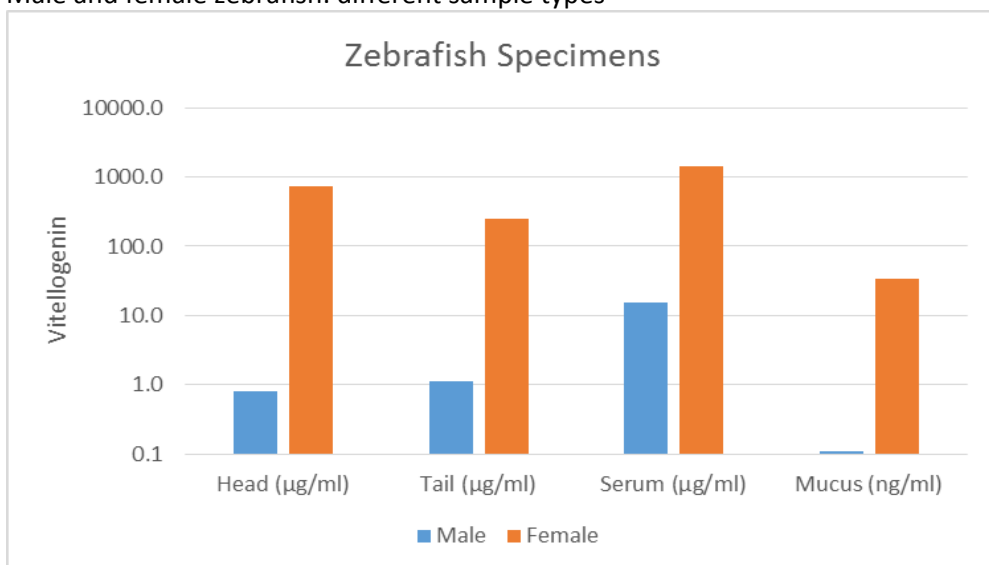
TECO® REACH Medaka Vitellogenin ELISA

VTG level in different sample types in the Japanese rice fish



TECO® Cyprinid Vitellogenin ELISA

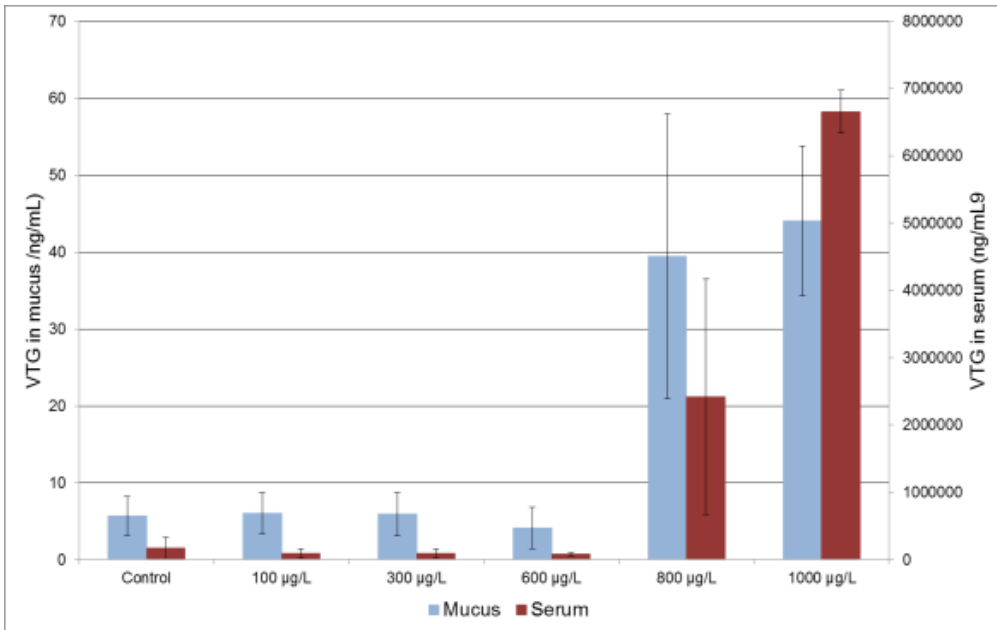
Male and female zebrafish: different sample types



Development of vitellogenin levels in different exposition experiments

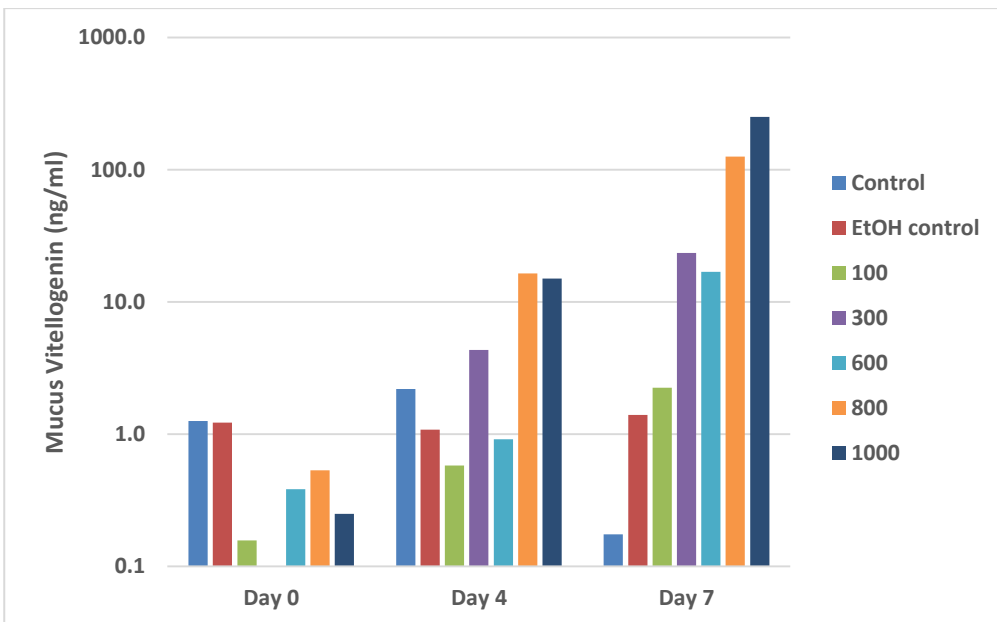
TECO® Cyprinid Vitellogenin ELISA

Exposition experiment with BPA using zebrafish (n=7)



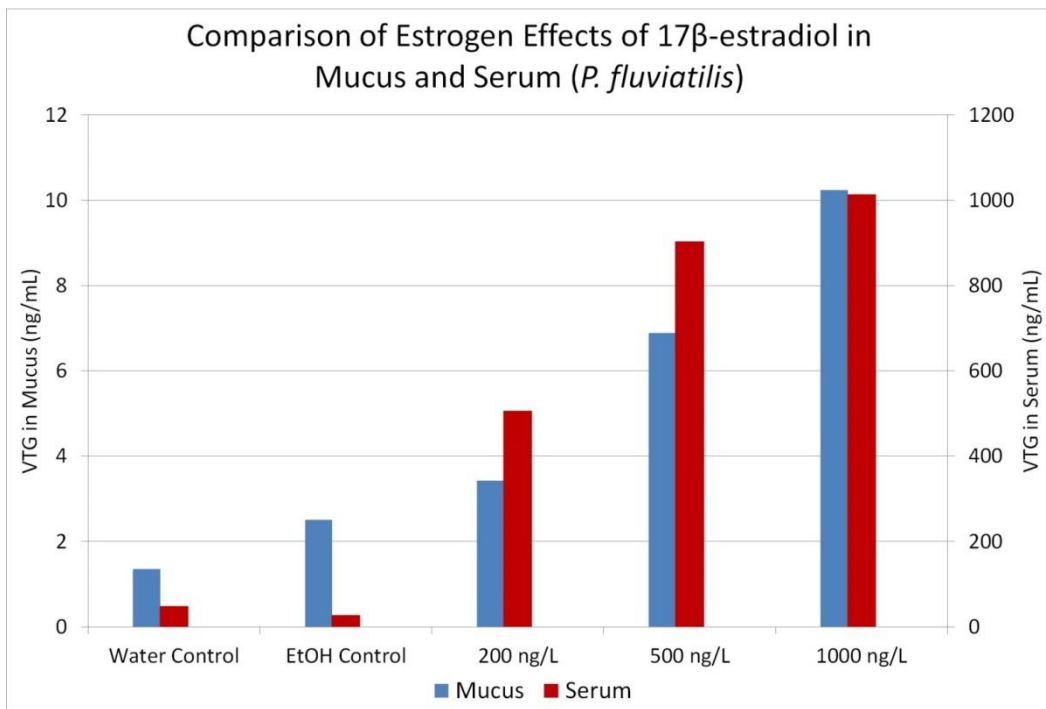
TECO® Cyprinid Vitellogenin ELISA

7 day exposition experiment with BPA using fathead minnow (n=5-7/group)



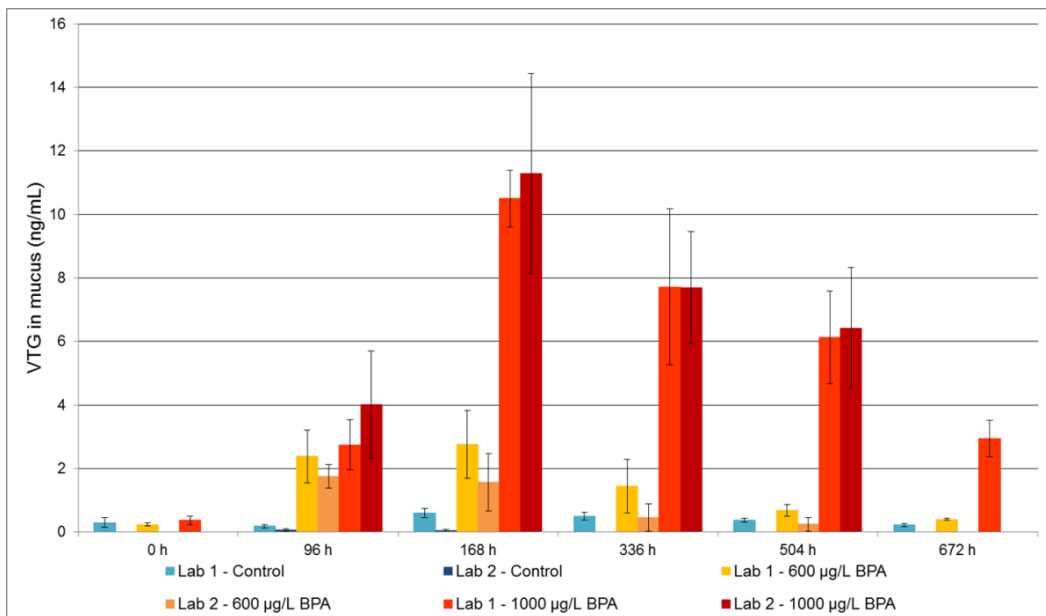
TECO® Perch (Perciformes) Vitellogenin ELISA

Exposition experiment with E2 in serum and mucus in European Perch at day 6



TECO® Perch (Perciformes) Vitellogenin ELISA

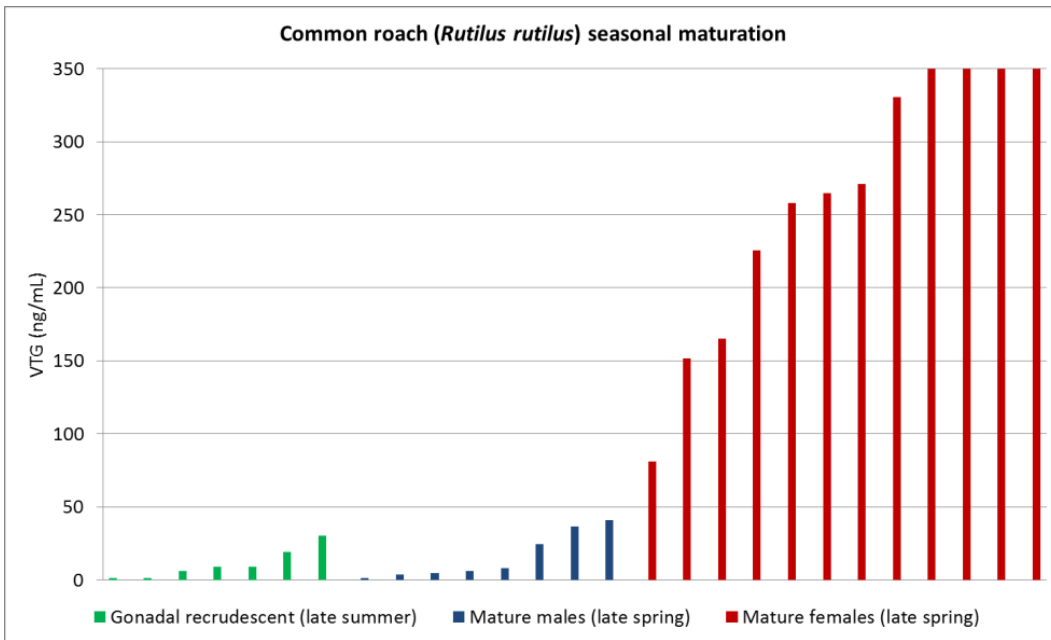
Long-term BPA Exposure using bluegill (2 swabs/fish; samples were analyzed in two independent laboratories)



Vitellogenin measurements in habitat

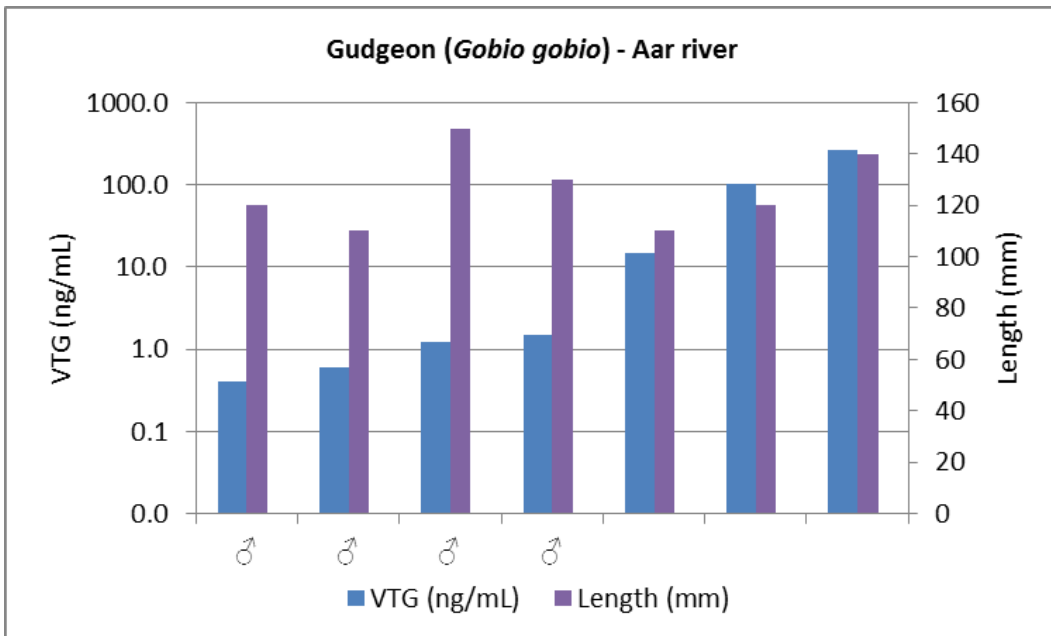
TECO® Cyprinid Vitellogenin ELISA

Common roach: Vitellogenin determination in mucus in different seasons -sex differentiation possible in late spring.



TECO® Cyprinid Vitellogenin ELISA

Gudgeon: Sex differentiation using length and vitellogenin concentration in mucus



Crossreactivities in TECO® Vitellogenin-ELISAs

Name	Species	Family
Vitellogenin Cyprinid TECO - Cat. No.: TE1037		
Carp	Cyprinus carpio	Cyprinidae
Goldfish	Carassius gibelio auratus	Cyprinidae
Zebrafish	Danio rerio	Cyprinidae
Fathead minnow	Pimephales promelas	Cyprinidae
"Common bream/freshwater bream/bronze bream/carp bream"	Abramis brama	Cyprinidae
Roach	Rutilus rutilus	Cyprinidae
Common rudd	Scardinius erythrophthalmus	Cyprinidae
Chub	Squalius cephalus	Cyprinidae
Common nase	Chondrostoma nasus	Cyprinidae
Bleak	Alburnus alburnus	Cyprinidae
Neon Tetra	Paracheirodon innesi	Characidae
Gudgeon	Gobio gobio	Cyprinidae
Common dace	Leuciscus leuciscus	Cyprinidae
Stone loach	Barbatula barbatula	Nemacheilidae
Common minnow	Phoxinus phoxinus	Cyprinidae
Vitellogenin Cyprinid TECO REACH - Cat. No.: TE1040		
Carp	Cyprinus carpio	Cyprinidae
Goldfish	Carassius gibelio auratus	Cyprinidae
Zebrafish	Danio rerio	Cyprinidae
Fathead minnow	Pimephales promelas	Cyprinidae
Vitellogenin Cyprinid TECO Ultra-Sensitive - Cat. No.: TE1046		
Carp	Cyprinus carpio	Cyprinidae
Goldfish	Carassius gibelio auratus	Cyprinidae
Zebrafish	Danio rerio	Cyprinidae
Fathead minnow	Pimephales promelas	Cyprinidae
"Common bream/freshwater bream/bronze bream/carp bream"	Abramis brama	Cyprinidae
Roach	Rutilus rutilus	Cyprinidae
Common rudd	Scardinius erythrophthalmus	Cyprinidae
Chub	Squalius cephalus	Cyprinidae
Common nase	Chondrostoma nasus	Cyprinidae
Bleak	Alburnus alburnus	Cyprinidae
Neon Tetra	Paracheirodon innesi	Characidae
Gudgeon	Gobio gobio	Cyprinidae
Common dace	Leuciscus leuciscus	Cyprinidae
Stone loach	Barbatula barbatula	Nemacheilidae
Common minnow	Phoxinus phoxinus	Cyprinidae

Crossreactivities in TECO® Vitellogenin-ELISAs

Vitellogenin Perch (Perciformes) TECO - Cat. No.: TE1035		
Tilapia	Oreochromis niloticus	Cichlidae
Bluegill	Lepomis macrochirus	Centrarchidae
"European perch/perch/ redfin perch/English perch"	Perca fluviatilis	Percidae
Ruffe	Gymnocephalus cernua	Percidae
Goby	Neogobius sp.	Gobiidae
Three-spined stickleback	Gasterosteus aculeatus	Gasterosteidae
Vitellogenin Perch (Perciformes) TECO REACH - Cat. No.: TE1039		
Tilapia	Oreochromis niloticus	Cichlidae
Bluegill	Lepomis macrochirus	Centrarchidae
Vitellogenin Multi Species TECO - Cat. No.: TE1042		
Japanese rice fish	Oryzias latipes	Adrianichthyidae
Rainbow fish	Melanotaenia praecox	Melanotaeniidae
Atlantic cod	Gadus morhua	Gadidae
Common dab	Limanda limanda	Pleuronectidae
European plaice	Pleuronectes platessa	Pleuronectidae
European flounder	Platichthys flesus	Pleuronectidae
Atlantic herring	Clupea harengus	Clupeidae
Tuna	Thunnus spec.	Scombridae
Vitellogenin Medaka TECO REACH - Cat. No.: TE1043		
Japanese rice fish	Oryzias latipes	Adrianichthyidae
Vitellogenin Salmonid TECO - Cat. No.: TE1047		
Atlantic salmon	Salmo salar	Salmonidea
Brown trout	Salmo trutta	Salmonidea
Chum salmon	Oncorhynchus keta	Salmonidea
Pink salmon/humpback salmon	Oncorhynchus gorbuscha	Salmonidea
Rainbow trout	Oncorhynchus mykiss	Salmonidea
Brook trout	Salvelinus fontinalis	Salmonidea
"Common whitefish, European whitefish"	Coregonus lavaretus	Salmonidea
Maraena whitefish	Coregonus maraena	Salmonidea
Vitellogenin Salmonid TECO Ultra Sensitive - Cat. No.: TE1049		
Atlantic salmon	Salmo salar	Salmonidea
Brown trout	Salmo trutta	Salmonidea
Chum salmon	Oncorhynchus keta	Salmonidea
Pink salmon/humpback salmon	Oncorhynchus gorbuscha	Salmonidea
Rainbow trout	Oncorhynchus mykiss	Salmonidea
Brook trout	Salvelinus fontinalis	Salmonidea
"Common whitefish, European whitefish"	Coregonus lavaretus	Salmonidea
Maraena whitefish	Coregonus maraena	Salmonidea

TECO[®] Vitellogenin ELISAs

- ✓ Developed and produced under ISO 13485 und ISO 9001 standards;
- ✓ Minimum shelf life from production of 12 months;
- ✓ Test kits are designed for two assay runs per test kits;
- ✓ Test kits contain minimum of two controls;
- ✓ Sample preparation and assay run at room temperature;
- ✓ Buffer system allows parallel measurement of protein concentration in samples;
- ✓ Multiple sample types: blood, homogenates (head, tail, liver, brain), epidermal mucus and gill swab samples.

TECO[®] Cyprinid Vitellogenin ELISA (TE1037)

The Cyprinid Vitellogenin ELISA Kit is a sensitive sandwich enzyme linked immunosorbent assay for the quantitative determination of vitellogenin in serum, WBH and mucus of cyprinids.

Standards	Standard Stock, lyophilized, 2 vials
Controls	3 Control levels, lyophilized, 2 vials each
Standard Range	0.4-35 ng/ml
Extended Range	0.4-70 ng/ml
Sensitivity:	
LLOQ	0.4 ng/ml
LLD	0.036 ng/ml
Incubation time	4.0 hours
Sample volume	50 µL
Species	Carp (<i>Cyprinus carpio</i>); Goldfish (<i>Carassius gibelio auratus</i>); Zebrafish (<i>Danio rerio</i>); Fathead minnow (<i>Pimephales promelas</i>); "Common bream/freshwater bream/bronze bream/carp bream" (<i>Abramis brama</i>); Roach (<i>Rutilus rutilus</i>); Common rudd (<i>Scardinius erythrophthalmus</i>); Chub (<i>Squalius cephalus</i>); Common nase (<i>Chondrostoma nasus</i>); Bleak (<i>Alburnus alburnus</i>); Neon Tetra (<i>Paracheirodon innesi</i>); Gudgeon (<i>Gobio gobio</i>); Common dace (<i>Leuciscus leuciscus</i>); Stone loach (<i>Barbatula barbatula</i>); Common minnow (<i>Phoxinus phoxinus</i>).

TECO[®] REACH Cyprinid Vitellogenin ELISA (TE1040)

The REACH Cyprinid Vitellogenin ELISA Kit is a sensitive sandwich enzyme linked immunosorbent assay for the quantitative determination of vitellogenin in serum, WBH and mucus of cyprinids according to EC regulation No. 440/2008 (REACH) from July 10th 2015/ Document D039048/03.

Standards	Standard Stock, lyophilized, 2 vials
Controls	3 Control levels, lyophilized, 2 vials each
NSB-Strip	Inter-Assay Reference Standard Stock, lyophilized, 1 vial 1 breakable strip of 8 wells
Standard Range	0.4-35 ng/ml
Extended Range	0.4-70 ng/ml
Sensitivity:	
LLOQ	0.4 ng/ml
LLD	0.036 ng/ml
Incubation time	4.0 hours
Sample volume	50 µL
Species	Carp (<i>Caprinus carpio</i>); Goldfish (<i>Carassius auratus</i>); Zebrafish (<i>Danio rerio</i>); Fathead Minnow (<i>Pimephales promelas</i>).

TECO[®] Ultra Sensitive Cyprinid Vitellogenin ELISA (TE1046)

The Ultra Sensitive Cyprinid Vitellogenin ELISA Kit is a very sensitive sandwich enzyme linked immunosorbent assay for the quantitative determination of vitellogenin in samples obtained from cell culture and mucus of cyprinids.

Standards	Standard Stock, lyophilized, 2 vials
Controls	2 Control levels, lyophilized, 2 vials each
Range	0.025 -2.0 ng/mL
Sensitivity:	
LLOQ	< 0.025 ng/ml
LLD	0.002 ng/ml
Incubation time	Overnight 16-24 hours plus 4h±10 min
Sample volume	50 µL
Species	Carp (<i>Cyprinus carpio</i>); Goldfish (<i>Carassius gibelio auratus</i>); Zebrafish (<i>Danio rerio</i>); Fathead minnow (<i>Pimephales promelas</i>); "Common bream/freshwater bream/bronze bream/carp bream" (<i>Abramis brama</i>); Roach (<i>Rutilus rutilus</i>); Common rudd (<i>Scardinius erythrophthalmus</i>); Chub (<i>Squalius cephalus</i>); Common nase (<i>Chondrostoma nasus</i>); Bleak (<i>Alburnus alburnus</i>); Neon Tetra (<i>Paracheirodon innesi</i>); Gudgeon (<i>Gobio gobio</i>); Common dace (<i>Leuciscus leuciscus</i>); Stone loach (<i>Barbatula barbatula</i>); Common minnow (<i>Phoxinus phoxinus</i>).

TECO[®] Perch (Perciformes) Vitellogenin ELISA (TE1035)

The Perch (Perciformes) Vitellogenin ELISA Kit is a sensitive sandwich enzyme linked immunosorbent assay for the quantitative determination of vitellogenin in serum, WBH and mucus of perciformes.

Standards	Standard Stock, 2 vials
Controls	2 Control levels, 2 vials each
Range	1-80 ng/mL
Sensitivity:	
LLOQ	< 1.0 ng/ml
LLD	< 0.22 ng/ml
Incubation time	4.0 hours
Sample volume	50 µL
Species	Tilapia (<i>Oreochromis niloticus</i>); Bluegill (<i>Lepomis macrochirus</i>); "European perch/perch/redfin perch/English perch" (<i>Perca fluviatilis</i>); Ruffe (<i>Gymnocephalus cernua</i>); Three-spined stickleback (<i>Gasterosteus aculeatus</i>)

TECO[®] REACH Perch (Perciformes) Vitellogenin ELISA (TE1039)

The Perch (Perciformes) Vitellogenin ELISA Kit is a sensitive sandwich enzyme linked immunosorbent assay for the quantitative determination of vitellogenin in serum, WBH and mucus of perciformes according to EC regulation No. 440/2008 (REACH) from July 10th 2015/ Document D039048/03.

Standards	Standard Stock, 2 vials
Controls	2 Control levels, 2 vials each
NSB-Strip	Inter-Assay Reference Standard Stock, lyophilized, 1 vial 1 breakable strip of 8 wells
Range	1-80 ng/mL
Sensitivity:	
LLOQ	< 1.0 ng/ml
LLD	< 0.22 ng/ml
Incubation time	4.0 hours
Sample volume	50 µL
Species	Tilapia (<i>Oreochromis niloticus</i>); Bluegill (<i>Lepomis macrochirus</i>); "European perch/perch/redfin perch/English perch" (<i>Perca fluviatilis</i>); Ruffe (<i>Gymnocephalus cernua</i>); Three-spined stickleback (<i>Gasterosteus aculeatus</i>)

TECO[®] REACH Medaka Vitellogenin ELISA (TE1043)

The REACH Medaka Vitellogenin ELISA Kit is a sensitive sandwich enzyme linked immunosorbent assay for the quantitative determination of vitellogenin in serum, WBH and mucus of medaka according to EC regulation No. 440/2008 (REACH) from July 10th 2015/ Document D039048/03.

Standards	Standard Stock, lyophilized, 2 vials
Controls	2 Control levels, lyophilized, 2 vials each
NSB-Strip	Inter-Assay Reference Standard Stock, lyophilized, 1 vial
Range	1 breakable strip of 8 wells
Sensitivity:	2.6 -210 ng/mL
LLOQ	< 2.6 ng/ml
LLD	0.7 ng/ml
Incubation time	4.0 hours
Sample volume	50 µL
Species	Medaka (<i>Oryzias latipes</i>)

TECO[®] Multi Species Vitellogenin ELISA (TE1042)

The Multi Species Vitellogenin ELISA Kit is a sensitive sandwich enzyme linked immunosorbent assay for the quantitative determination of vitellogenin in serum, WBH and mucus of different species.

Standards	Standard Stock, lyophilized, 2 vials
Controls	2 Control levels, lyophilized, 2 vials each
Range	2.6 -210 ng/mL
Sensitivity:	
LLOQ	< 2.6 ng/ml
LLD	0.7 ng/ml
Sample volume	50 µL
Incubation time	4.0 hours
Species	Japanese rice fish (<i>Oryzias latipes</i>); Australian rainbowfish (<i>Melanotaenia praecox</i>); Atlantic cod (<i>Gadus morhua</i>); Common dab (<i>Limanda limanda</i>); European plaice (<i>Pleuronectes platessa</i>); European flounder (<i>Platichthys flesus</i>); Atlantic herring (<i>Clupea harengus</i>); Tuna (<i>Thunnus spec.</i>)

TECO[®] Salmonid Vitellogenin ELISA (TE1047)

The Salmonid Vitellogenin ELISA Kit is a sensitive sandwich enzyme linked immunosorbent assay for the quantitative determination of vitellogenin in serum, WBH and mucus of salmonids.

Standards	Standard Stock, lyophilized, 2 vials
Controls	2 Control levels, lyophilized, 2 vials each
Range	0.4-35 ng/mL
Sensitivity:	
LLOQ	< 0.4 ng/ml
LLD	< 0.1ng/ml
Incubation time	3.0 hours
Sample volume	50 µL
Species	Atlantic salmon (<i>Salmo salar</i>); Brown trout (<i>Salmo trutta</i>); Chum salmon (<i>Oncorhynchus keta</i>); Pink salmon/humpback salmon (<i>Oncorhynchus gorbuscha</i>); Rainbow trout (<i>Oncorhynchus mykiss</i>); Brook trout (<i>Salvelinus fontinalis</i>); "Common whitefish, European whitefish" (<i>Coregonus lavaretus</i>); Maraena whitefish (<i>Coregonus maraena</i>)

TECO[®] Ultra Sensitive Salmonid Vitellogenin ELISA (TE1049)

The Ultra Sensitive Salmonid Vitellogenin ELISA Kit is a sensitive sandwich enzyme linked immunosorbent assay for the quantitative determination of vitellogenin in serum, WBH, mucus of salmonids and in samples obtained from cell culture.

Standards	Standard Stock, lyophilized, 2 vials
Controls	2 Control levels, lyophilized, 2 vials each
Range	0.012-1.0 ng/mL
Sensitivity:	
LLOQ	0.012 ng/ml
LLD	0.002 ng/ml
Sample volume	50 µL
Incubation time	4.0 hours
Species	Atlantic salmon (<i>Salmo salar</i>); Brown trout (<i>Salmo trutta</i>); Chum salmon (<i>Oncorhynchus keta</i>); Pink salmon/humpback salmon (<i>Oncorhynchus gorbuscha</i>); Rainbow trout (<i>Oncorhynchus mykiss</i>); Brook trout (<i>Salvelinus fontinalis</i>); "Common whitefish, European whitefish" (<i>Coregonus lavaretus</i>); Maraena whitefish (<i>Coregonus maraena</i>)

References

[1] OECD (2009), Test No. 229

Fish Short Term Reproduction Assay. OECD Guidelines for the Testing of Chemicals, Section 2, OECD Publishing.

[2] OECD (2009), Test No. 230

21-day Fish Assay: A Short-Term Screening for Oestrogenic and Androgenic Activity, and Aromatase Inhibition. OECD Guidelines for the Testing of Chemicals, Section 2, OECD Publishing.

[3] OECD (2011), Test No. 234

Fish Sexual Development Test. OECD Guidelines for the Testing of Chemicals, Section 2, OECD Publishing.

[4] Moncaut, N., Lo Nostro, F., Maggese M. C. (2003)

Vitellogenin detection in surface mucus of the South American cichlid fish *Cichlasoma dimerus* (Heckel, 1840) induced by estradiol-17 β . Effects on liver and gonads. *Aquatic Toxicology* 63, 127-137.

[5] Allner B., Gönnä von der S., Griebeler E.M., Nikutowski N., Schaaf A., Stahlschmidt-Allner P. (2010)

Reproductive functions of wild fish as bioindicators of reproductive toxicants in the aquatic environment. *ESPR Environ. Sci. Pollut. Res.*, 17, 505-518.

[6] Allner B., Hennies M., Lerche C.F., Schmidt T., Schneider K., Willner M., Stahlschmidt-Allner P. (2016)

Kinetic determination of vitellogenin induction in the epidermis of cyprinid and perciform fishes: Evaluation of sensitive Enzyme-Linked Immunosorbent Assays (ELISAs). *Environ Toxicol Chem.* 2016 May 6. DOI: 10.1002/etc.3475. [Epub ahead of print]

TECOmedical AG

always your partner

Headquarters/Switzerland

TECOmedical AG

Gewerbestrasse 10

4450 Sissach

Phone +41 (0) 61 985 81 00

Fax +41 (0) 61 985 81 09

info@tecomedical.com

Germany

TECOmedical GmbH

Wasserbreite 57

32257 Bünde

Phone +49 (0) 52 23 985 99 99

Fax +49 (0) 52 23 985 99 98

info@tecomedical.com

www.tecomedical.com